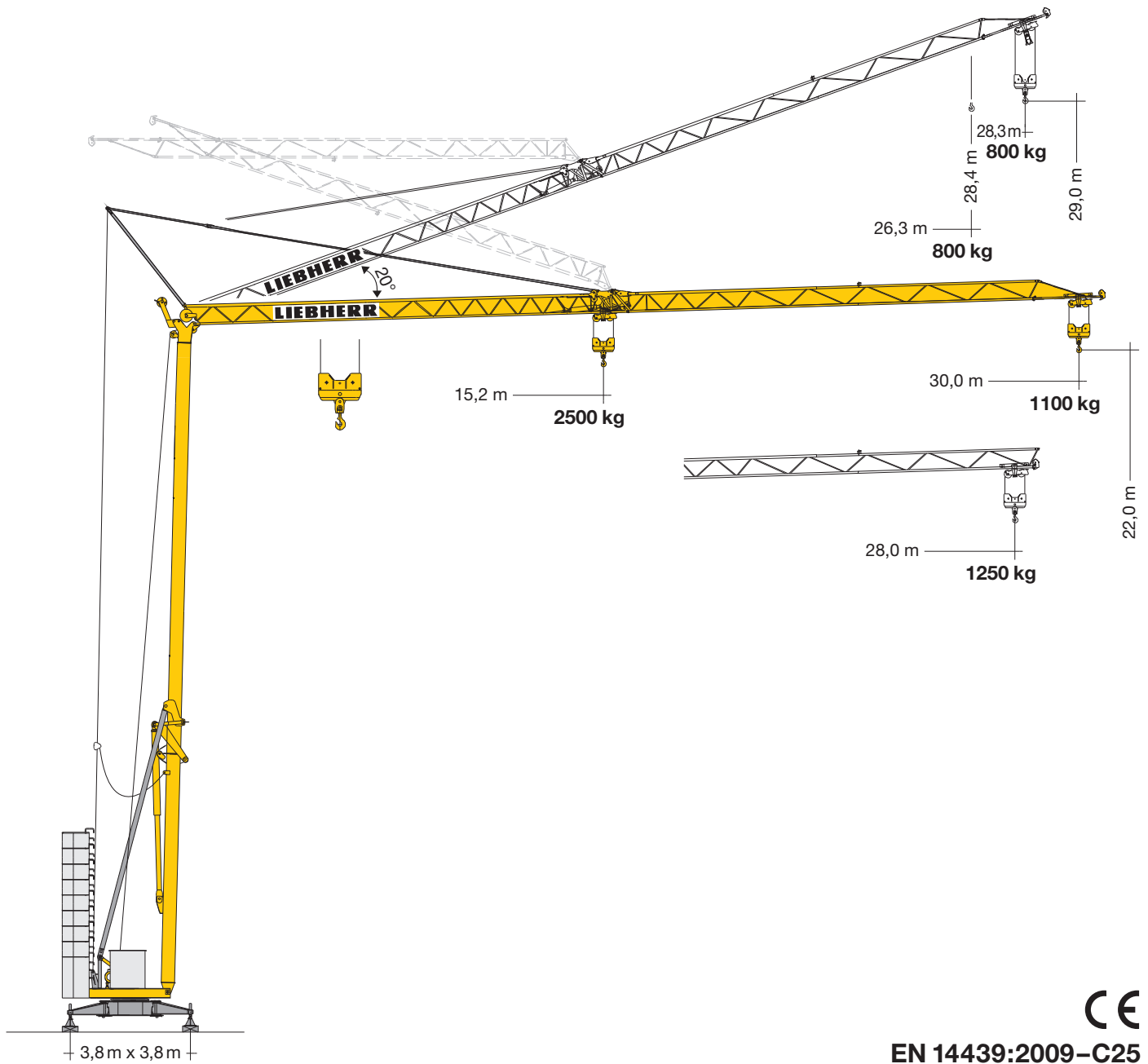
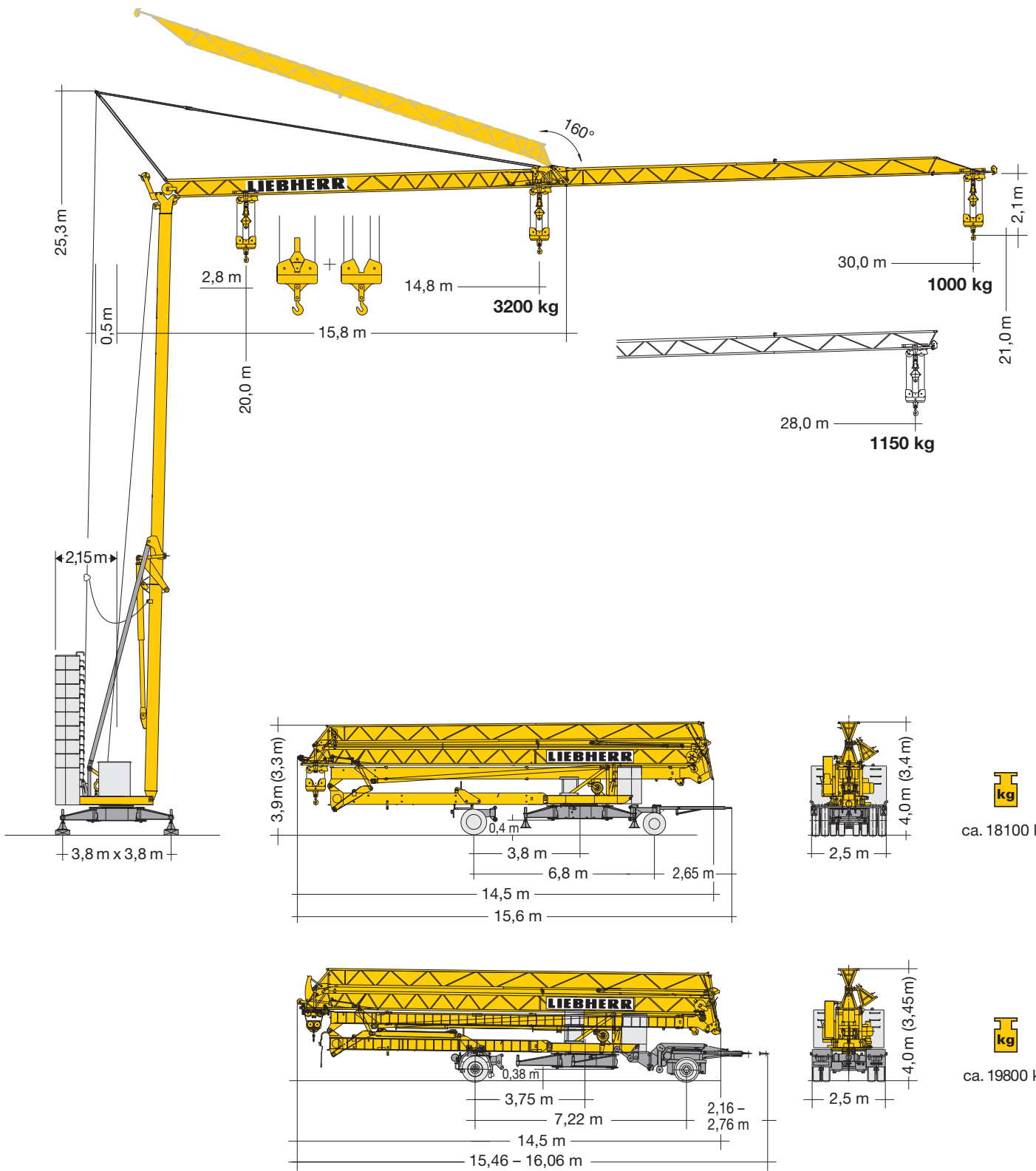


# Turmdrehkran 32 H

Tower Crane / Grue à tour / Gru a torre / Grúa torre  
Guindaste de torre / Башенный поворотный кран



# LIEBHERR



## Gewicht Weight / Poids / Peso / Peso / Pesos / Macca

<p>r = 2,15 m</p>	<p>1 x 4800 kg 7 x 2000 kg</p>	18800 kg	<p>1 x 4800 kg 8 x 2000 kg</p>	20800 kg	<p>kg</p> <p>10500 kg</p>
	<p>1 x 6800 kg 6 x 2000 kg</p>		<p>1 x 6800 kg 7 x 2000 kg</p>		

# Ausladung und Tragfähigkeit

Radius and capacity / Portée et charge / Sbraccio e portata  
Alcances y cargas / Alcance e capacidade de carga / Вылет и грузоподъемность

m	m/kg	m/kg																		
		12,0	13,0	14,0	15,0	16,0	17,0	18,0	19,0	20,0	21,0	22,0	23,0	24,0	25,0	26,0	27,0	28,0	29,0	30,0
30,0	2,8-15,2 2500	2500	2500	2500	2500	2350	2180	2040	1910	1800	1700	1600	1520	1440	1370	1310	1250	1200	1150	1100
28,0	2,8-15,7 2500	2500	2500	2500	2500	2450	2270	2120	1990	1870	1770	1670	1580	1500	1430	1370	1310	1250	1200	1150
14,8	2,8-14,8 2500	2500	2500	2500	2500															

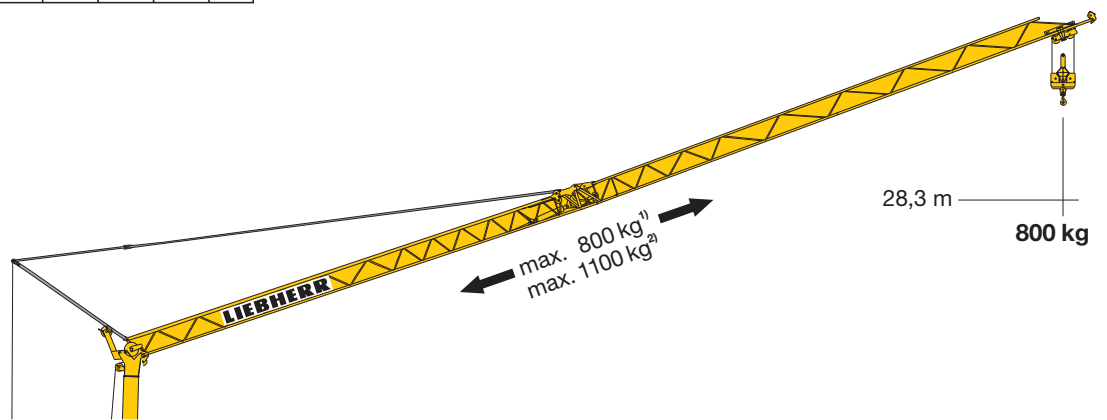
m	m/kg	m/kg																				
		10,0	11,0	12,0	13,0	14,0	15,0	16,0	17,0	18,0	19,0	20,0	21,0	22,0	23,0	24,0	25,0	26,0	27,0	28,0	29,0	30,0
30,0	2,8-17,2 2000	2000	2000	2000	2000	2000	2000	2000	2000	1890	1770	1660	1560	1480	1400	1320	1260	1200	1140	1090	1040	1000
28,0	2,8-17,9 2000	2000	2000	2000	2000	2000	2000	2000	2000	1990	1860	1750	1640	1550	1470	1390	1330	1260	1200	1150		
14,8	2,8-14,8 2000	2000	2000	2000	2000	2000	2000															

m	m/kg	m/kg																				
		10,0	11,0	12,0	13,0	14,0	15,0	16,0	17,0	18,0	19,0	20,0	21,0	22,0	23,0	24,0	25,0	26,0	27,0	28,0	29,0	30,0
30,0	2,8-9,9 4000	3970	3500	3140	2840	2580	2370	2190	2030	1890	1770	1660	1560	1480	1400	1320	1260	1200	1140	1090	1040	1000
28,0	2,8-10,3 4000	4000	3680	3290	2980	2710	2490	2300	2130	1990	1860	1750	1640	1550	1470	1390	1330	1260	1200	1150		
14,8	2,8-12,4 4000	4000	4000	4000	3750	3430	3200															

## Auslegersteilstellung 20°

Elevated jib 20°  
Flèche inclinée 20°  
Braccio inclinato a 20°  
Pluma inclinada 20°  
Lança inclinada 20°  
Положение стрелы под углом 20°



## Antriebe

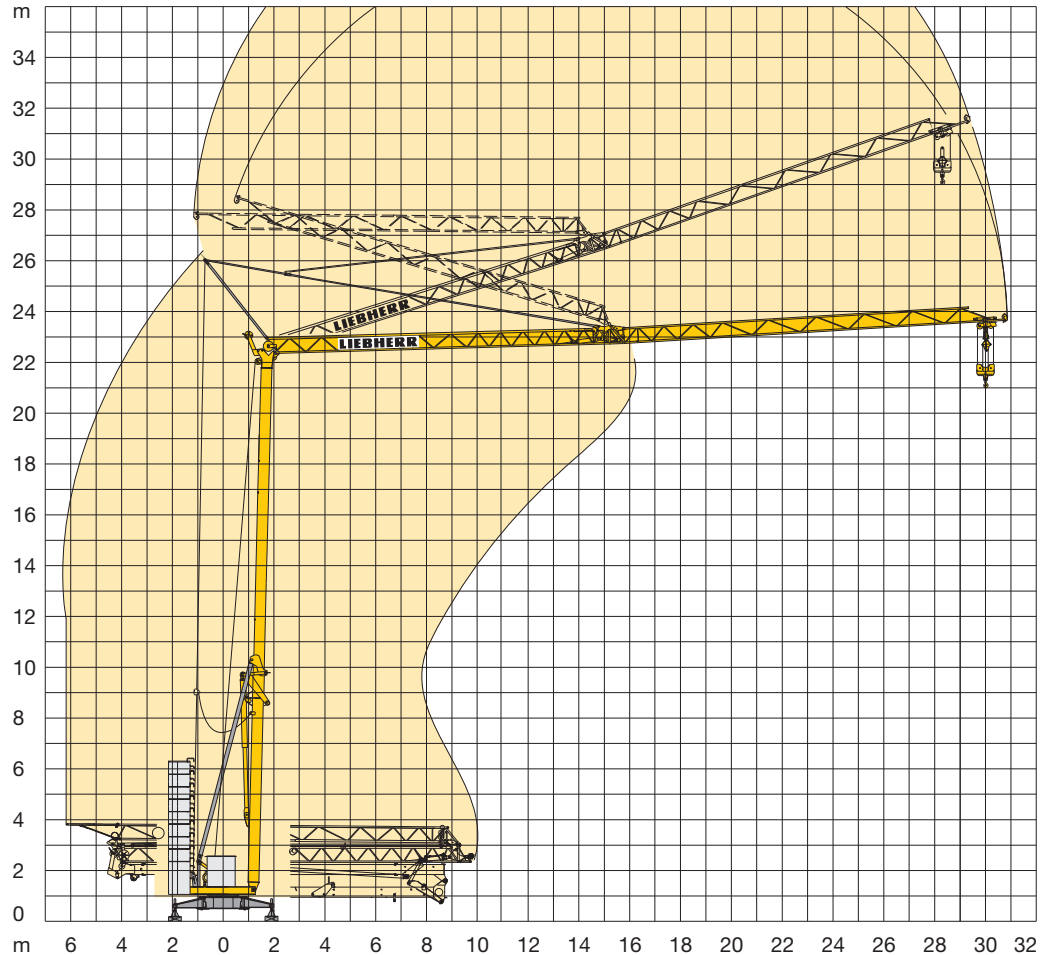
Driving units / Mécanismes d'entraînement / Meccanismi / Mecanismos / Mecanismos / Приводы

	U/min 0 ↔ 0,8 sl./min tr./min	2,2 kW FU
	18,0 / 36,0 m/min	1,1 / 1,8 kW <sup>1)</sup> 1,9 / 2,8 kW <sup>2)</sup>
	ca. 160°/min.	4,0 kW

<b>BGL</b>		C.0.05.0031
------------	--	-------------

	400 V	50 Hz	19,0 kVA (KL) 17,0 kVA (FU)
--	-------	-------	--------------------------------

	Stufe / Step / Cran / Marcia Velocidad / Velocidade Передача	kg	m/min	
				11,0 kW KL
		2	2500	20,0
		3	1300	40,0
		1	2000 4000	5,0 2,5
		2	2000 4000	20,0 10,0
		3	1300 2600	40,0 20,0
11,0 kW FU		1	2500	4,0
		2	2500	20,0
		3	1300	38,0
		4	1000	50,0
		1	2000 4000	4,0 2,0
		2	2000 4000	20,0 10,0
		3	1300 2600	38,0 19,0
		4	1000 2000	50,0 25,0



## Kolli-Liste

Packing List / Liste de colisage / Lista dei colli  
 Lista de contenido / Lista de embalagem / Упаковочный лист

Pos.	Anz.				L (m)	B (m)	H (m)	kg
Item	Qty.							
Rep	Qta.							
Voce	Qta.							
Pos.	Cant.							
Ref.	Cant.							
Поз.	Кол-во							
		<b>Transportachse vorne, H-Adapter</b> / Road transport axle front, H adapter / Essieux de transport avant, pièce d'adapt. H / Assale anteriore, adattatore per H / Eje de transporte delantero, adaptador H / Eixo de transporte dianteiro, adaptador H / Транспортировочная ось, передняя, адаптер						
		Tra 100 KY 2			4,30	1,25	1,31	750
		Tra 100 KY 6			4,30	1,25	1,31	850
1	1							
		<b>Transportachse hinten, H-Adapter</b> / Road transport axle behind, H adapter / Essieux de transport arrière, pièce d'adapt. H / Assale posteriore, adattatore per H / Eje de transporte trasero, adaptador H / Eixo de transporte traseiro, adaptador H / Транспортировочная ось, задняя, адаптер						
		Tra 120 GY 1 und/and/et e/y/y GY 1 A			1,60	2,50	1,20	1000
2	1							
		<b>Transportachse vorne m. Zwischenadapter</b> / Road transport axle front w. adapter / Essieux de transport avant a. pièce d'adapt. / Assale anteriore con adattatore intermedio / Eje de transporte delantero con adaptador intermedio / Eixo de transporte dianteiro com adaptador intermédio / Транспортировочная ось, передняя, с промежуточным адаптером						
		Tra 100 KY 2			4,30	1,25	1,31	950
		Tra 100 KY 6			4,30	1,25	1,31	1050
		Tra 100 KY 6 A						
3	1							
		<b>Transportachse hinten m. Zwischenadapter</b> / Road transport axle behind w. adapter / Essieux de transport arrière a. pièce d'adapt. / Assale posteriore con adattatore intermedio / Eje de transporte trasero con adaptador intermedio / Eixo de transporte traseiro com adaptador intermédio / Транспортировочная ось, задняя, с промежуточным адаптером						
		Tra 120 GY 1 und/and/et e/y/y GY 1 A			1,75	2,50	1,25	1200
4	1							
		<b>Transportachse vorne Tra 115</b> / Road transport axle front / Essieux de transport avant / Asse di trasporto anteriore / Eje delantero para transport / Eixo de transporte dianteiro / Транспортировочная ось, передняя						
					3,80	2,50	1,28	1900
5	1							
		<b>Transportachse hinten Tra 117</b> / Road transport axle behind / Essieux de transport arrière / Asse di trasporto posteriore / Eje trasero para transporte / Eixo de transporte traseiro / Транспортировочная ось, задняя						
					1,90	2,50	1,10	1520
6	1							

**Konstruktionsänderungen vorbehalten!** / Subject to alterations! / Sous réserves de modifications! / Reservato il diritto di modifiche strutturali!  
 ¡Sujeto a modificaciones! / Salvo modificação da construçao! / Права на внесение конструкторских изменений сохраняются!

**Sämtliche Angaben erfolgen ohne Gewähr.** / This information is supplied without liability. / Ces renseignements sont sans garantie. / Tutte le indicazioni fornite senza garanzia. / Declinamos toda responsabilidad derivada de la información proporcionada. / Declinamos qualquer responsabilidade quanto à informação fornecida. / Все данные указаны без обязательств.

120 P – 5802 • EN 14439:2009 – DIN 15018-H1/B3 • BGL C.0.05.0031 • 04.13 / 7

Printed in Germany.